

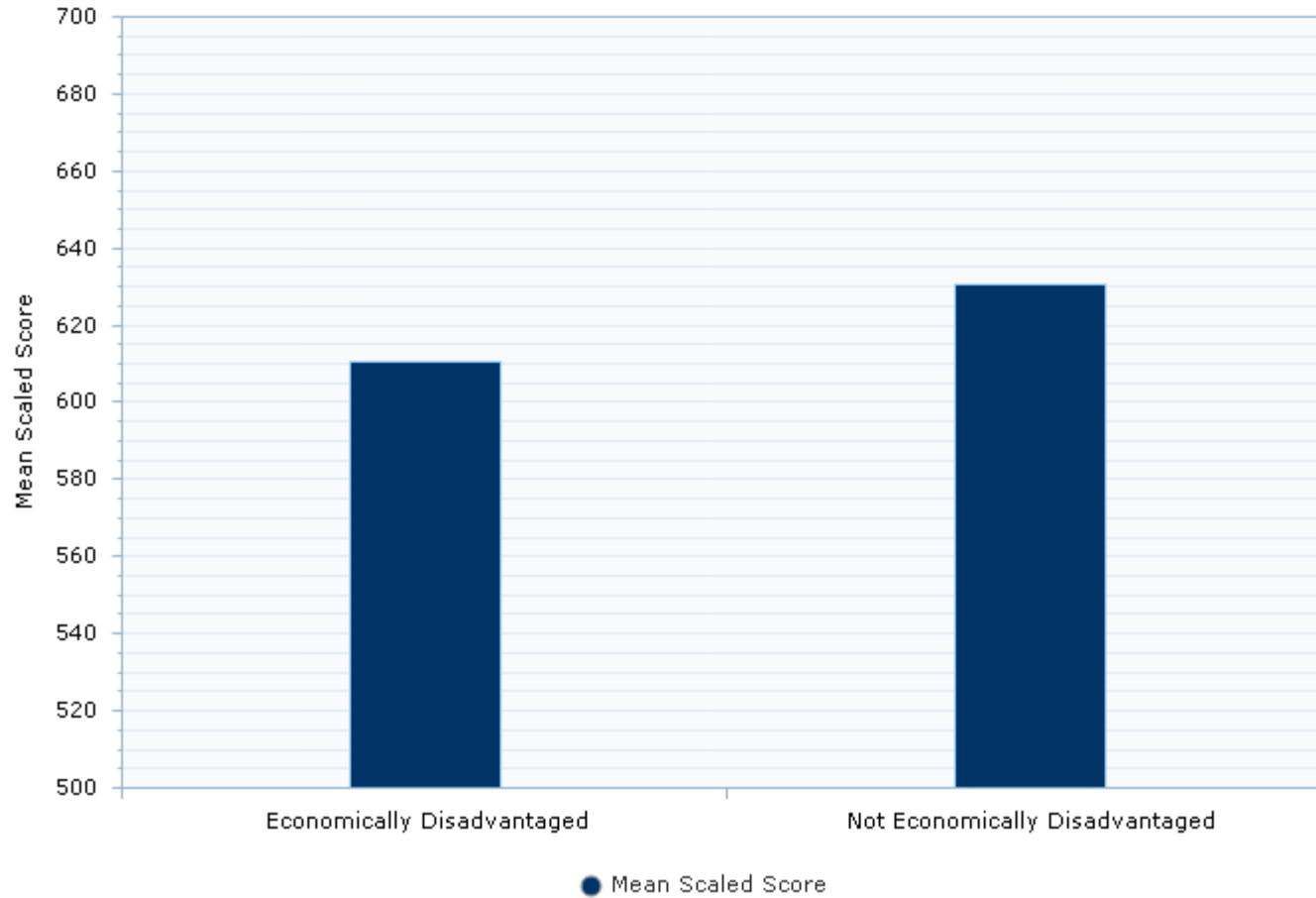
2012-13 MEAP Snapshot
Kalamazoo RESA: 6th Grade / Mathematics / Economically Disadvantaged

Location Name	Report Category	% Students Proficient	% Advanced (Level 1)	% Proficient (Level 2)	% Partially Proficient (Level 3)	% Not Proficient (Level 4)	Number Assessed	Mean Scaled Score	Standard Deviation
Kalamazoo RESA	Economically Disadvantaged	19.0%	< 10%	17.9%	20.2%	60.8%	1,154	610.4	22.2
Kalamazoo RESA	Not Economically Disadvantaged	50.0%	< 10%	45.1%	22.2%	27.9%	1,309	630.8	26.8

Some percentages may not add to 100% due to rounding.

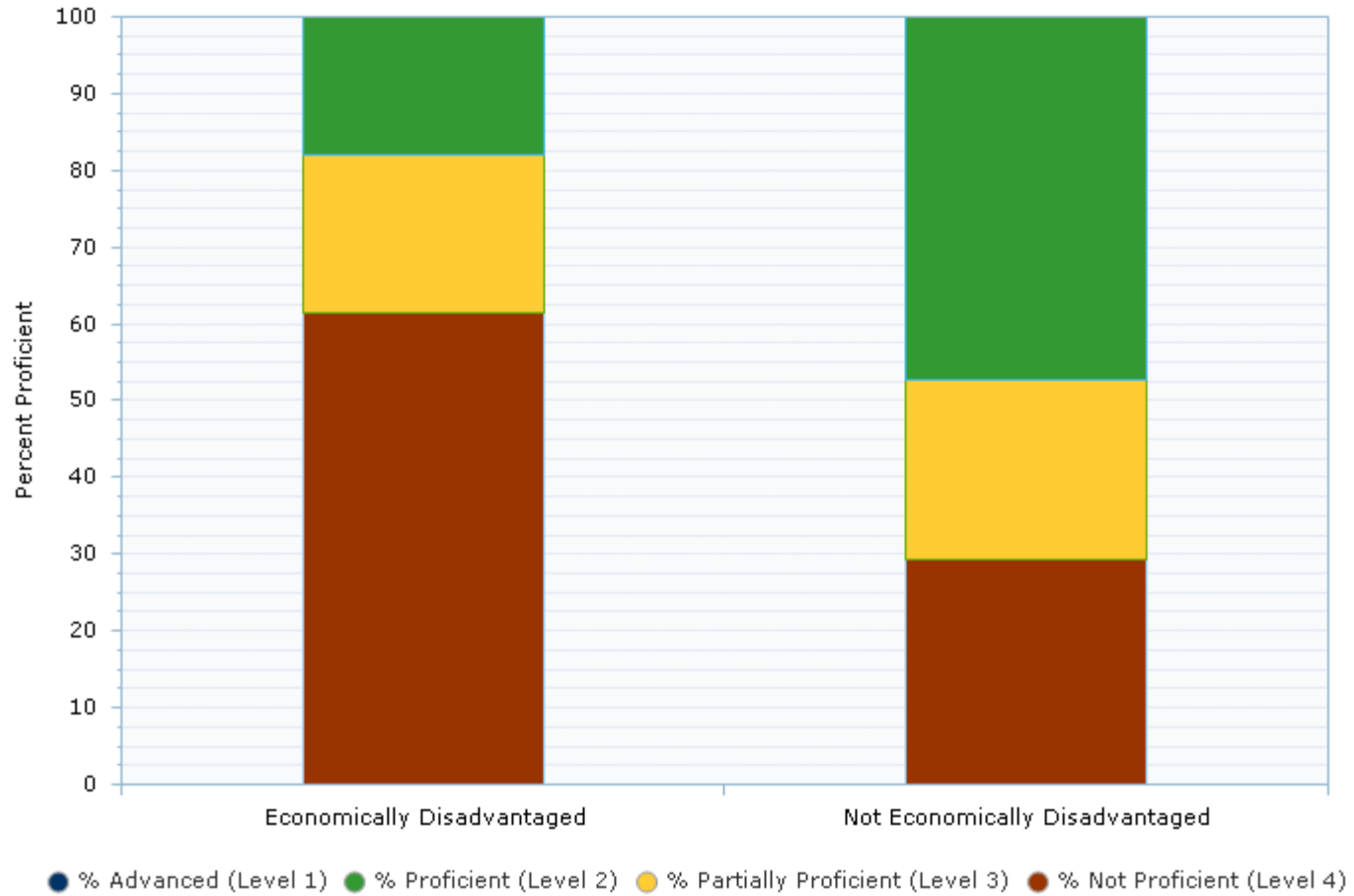
2012-13 MEAP Snapshot

Kalamazoo RESA: 6th Grade / Mathematics / Economically Disadvantaged



2012-13 MEAP Snapshot

Kalamazoo RESA: 6th Grade / Mathematics / Economically Disadvantaged



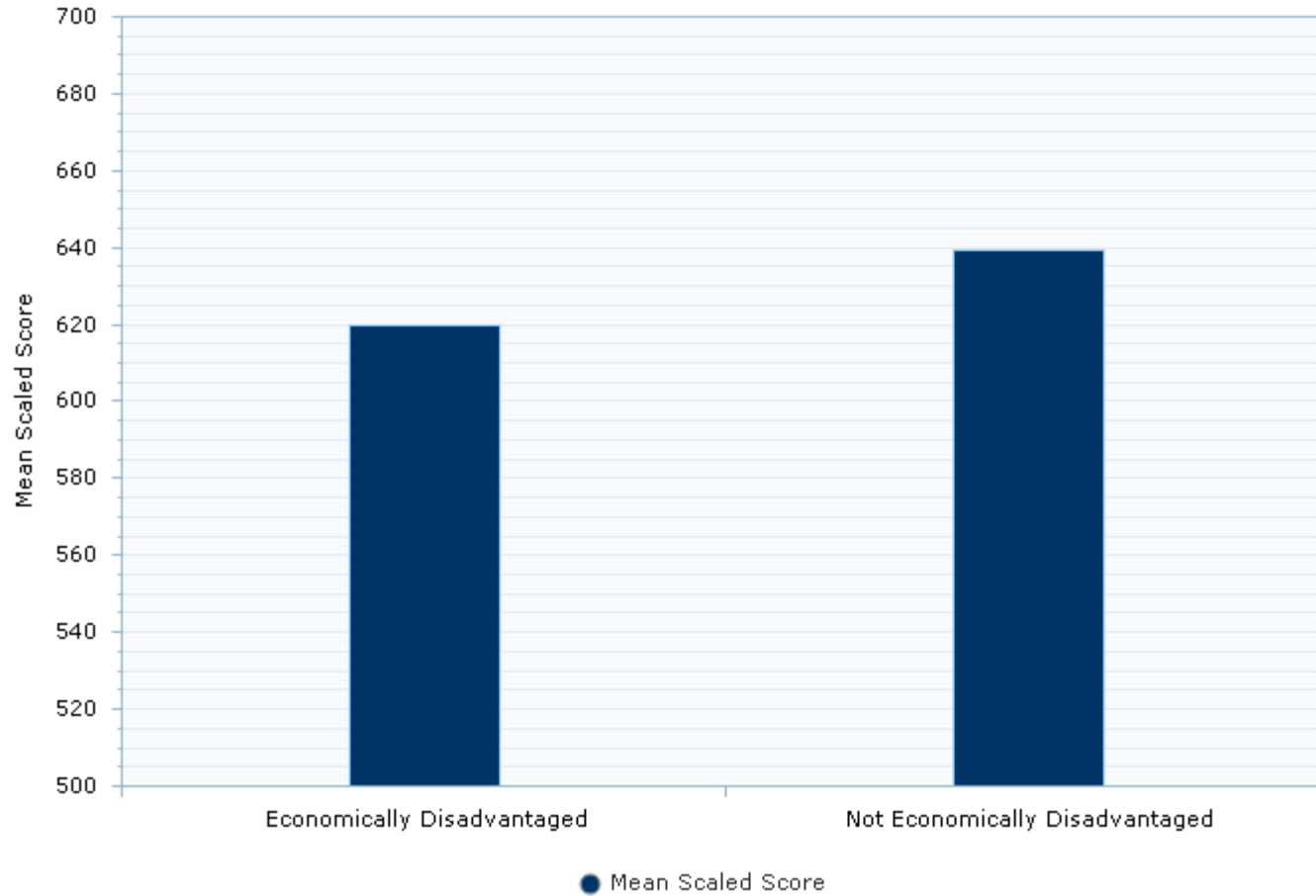
2012-13 MEAP Snapshot
Kalamazoo RESA: 6th Grade / Reading / Economically Disadvantaged

Location Name	Report Category	% Students Proficient	% Advanced (Level 1)	% Proficient (Level 2)	% Partially Proficient (Level 3)	% Not Proficient (Level 4)	Number Assessed	Mean Scaled Score	Standard Deviation
Kalamazoo RESA	Economically Disadvantaged	50.7%	10.7%	39.9%	24.2%	25.1%	1,147	619.8	26.0
Kalamazoo RESA	Not Economically Disadvantaged	80.9%	30.4%	50.5%	13.3%	< 10%	1,305	639.3	23.7

Some percentages may not add to 100% due to rounding.

2012-13 MEAP Snapshot

Kalamazoo RESA: 6th Grade / Reading / Economically Disadvantaged



2012-13 MEAP Snapshot

Kalamazoo RESA: 6th Grade / Reading / Economically Disadvantaged

