

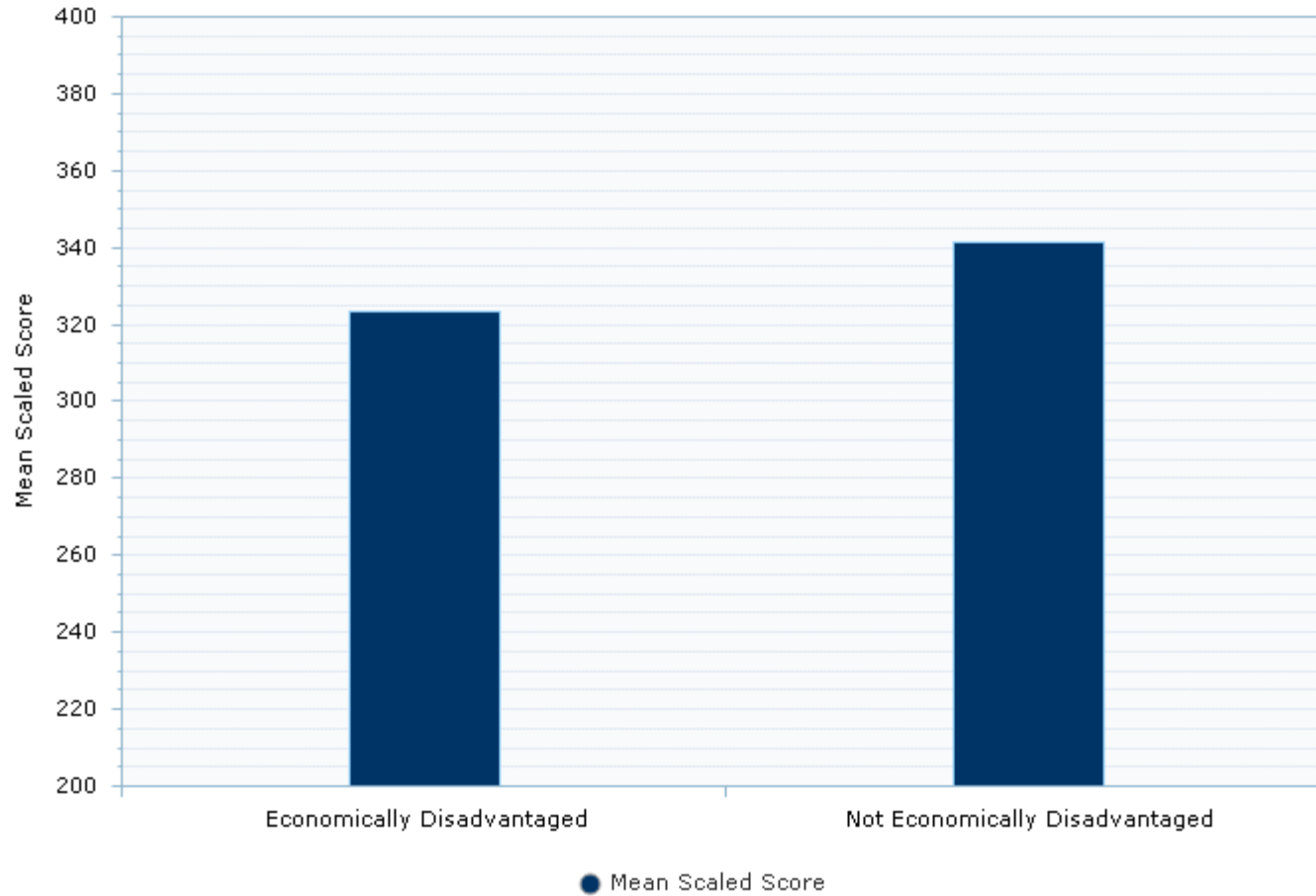
**2012-13 MEAP Snapshot**
**Kalamazoo RESA: 3rd Grade / Mathematics / Economically Disadvantaged**

Location Name	Report Category	% Students Proficient	% Advanced (Level 1)	% Proficient (Level 2)	% Partially Proficient (Level 3)	% Not Proficient (Level 4)	Number Assessed	Mean Scaled Score	Standard Deviation
Kalamazoo RESA	Economically Disadvantaged	24.0%	< 10%	22.1%	22.8%	53.2%	1,313	323.2	20.1
Kalamazoo RESA	Not Economically Disadvantaged	60.2%	< 10%	53.2%	20.9%	18.8%	1,210	341.4	21.9

Some percentages may not add to 100% due to rounding.

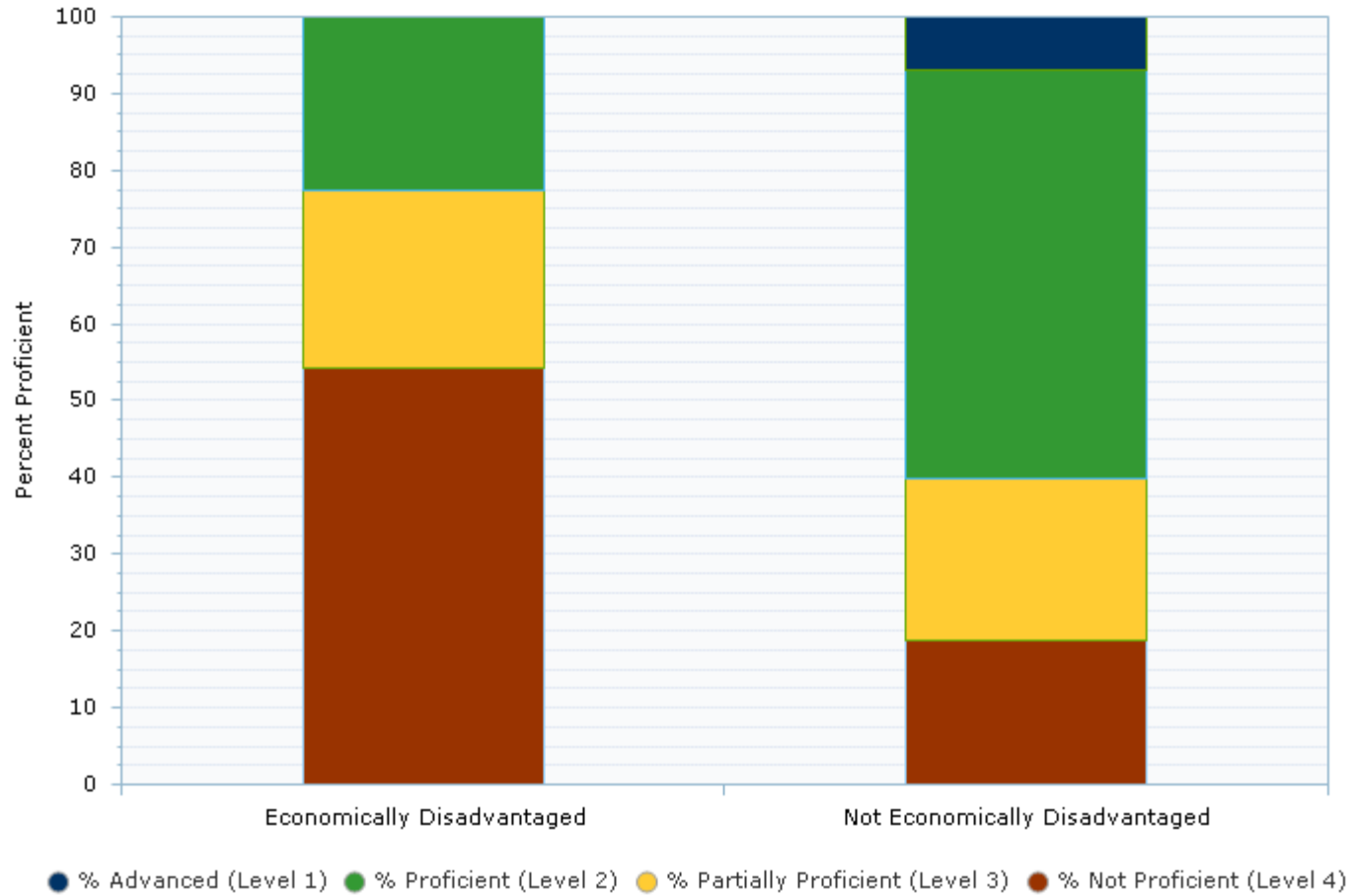
2012-13 MEAP Snapshot

Kalamazoo RESA: 3rd Grade / Mathematics / Economically Disadvantaged



2012-13 MEAP Snapshot

Kalamazoo RESA: 3rd Grade / Mathematics / Economically Disadvantaged



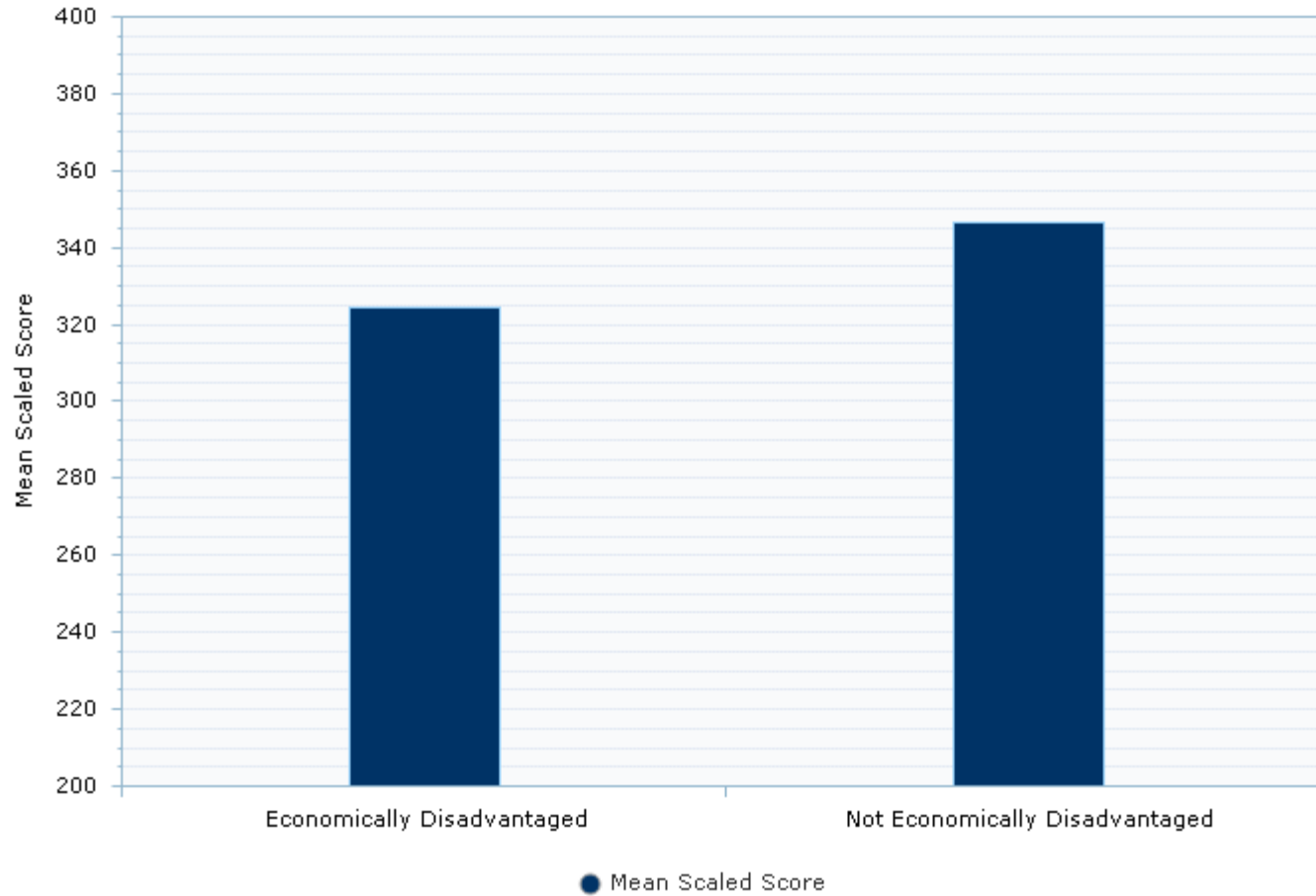
**2012-13 MEAP Snapshot**
**Kalamazoo RESA: 3rd Grade / Reading / Economically Disadvantaged**

Location Name	Report Category	% Students Proficient	% Advanced (Level 1)	% Proficient (Level 2)	% Partially Proficient (Level 3)	% Not Proficient (Level 4)	Number Assessed	Mean Scaled Score	Standard Deviation
Kalamazoo RESA	Economically Disadvantaged	54.0%	< 10%	49.7%	27.8%	18.3%	1,304	324.4	24.7
Kalamazoo RESA	Not Economically Disadvantaged	85.3%	17.8%	67.5%	11.1%	< 10%	1,203	346.7	24.7

Some percentages may not add to 100% due to rounding.

2012-13 MEAP Snapshot

Kalamazoo RESA: 3rd Grade / Reading / Economically Disadvantaged



2012-13 MEAP Snapshot

Kalamazoo RESA: 3rd Grade / Reading / Economically Disadvantaged

